

USB 3.0 3-port Hub and Card Reader Fits Inside a 3.5" or 5.25" Drive Bay

Quick Installation Guide Ver: 1.0

All brand names and trademarks are properties of their respective owners.

System Requirement

- Microsoft Windows 8/7/Vista/XP (30/64 Bit)
- Mac OS x 10.4+
- Computer with 2 available USB 3.0 ports
- Desktop PC with 20-pin header on motherboard

Package Content


- USB3.0 Internal Combo HUB w/ USB3.0 All-in-one Card Reader
- 3.5" to 5.25" Mounting Bracket
- Installation Guide
- Installation Screws
- Mounting Plates

5.25" driver bay Bracket Installations:

- Step 1: To install the unit inside a 5.25' drive bay, please locate the two mounting plates provided with the package





Left




Right


- Step 2: Install the screws to card reader, both left and right (refer to images below)




- Step 3: Put the card reader inside the bracket, tighten the screws.




- Step 4: Finish



Assembly




When install the unit inside a 5.25" drive bay, please use the 3.5" to 5.25" mounting bracket to secure the unit



Connect 20 Pin Connector To Board

Step 1 Step 2

Step 3 Step 4



Connect 2 Type-A male Connectors To Sockets Behind PC Box And Fix With Panel Provided



Add Front Access USB 3.0 ports in a minute

Cable Connections:

1.USB HUB connection

a).Connect USB Type-A end to computer, USB Type-B end to HUB

2.Connecting Device:

a).When USB device is connected,the right corner of the Windows screen will display mobile hardware icon

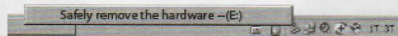


3.Unmounting Device

note: when you need to exit the mobile devices, please stop data R&W first,otherwise you will be unable to exit the mobile device.

a).Right-click the mobile hardware icon at the right lower corner of computer,select"Eject the USB device",safely remove the hardware prompt (disk management will also have one).

Device will show as working in a normal working status.(refer to image below)



Application:

USB 3.0 HUB could be used in USB 3.0 disk drives, high-resolution camera, video surveillance cameras, digital video cameras as well as multi-channel audio and other broadband peripherals. It simultaneous connection of four high-speed USB 3.0 interface devices, with speed up to 5Gbps.

Note:

1. Do not beat this product and put it in damp or direct sunlight (high temperature environment).
2. Our company will not be liable for any compensation or maintenance responsibility for improper use, demolition or operation not according to the instructions resulting in any damage of your device on USB 3.0 Hub.